KIOSK.

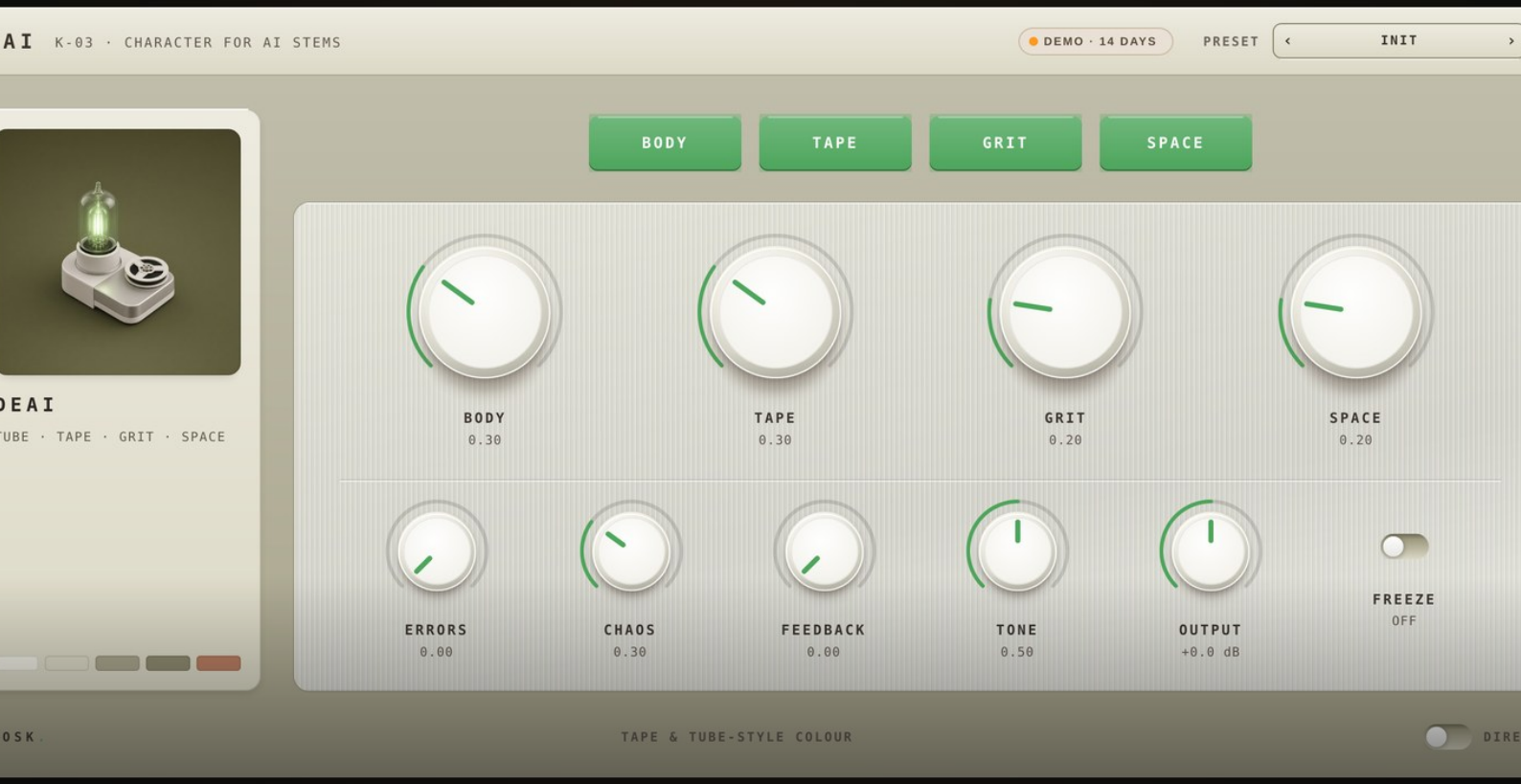

USER MANUAL · EFFECT PLUGIN · K-03

KIOSK K-03 DEAI

Tape and tube-style character for AI-generated stems.

VERSION	PLATFORM	FORMATS	MANUAL DATE
0.4.0	MACOS 11+	AU · VST3 · STANDALONE	NOVEMBER 2026

KIOSK by Ferrin · kioskaudio.com · This manual documents the build listed above. Product names of third parties are trademarks of their respective owners; KIOSK is not affiliated with or endorsed by them.

Contents

01 Welcome to KIOSK K-03 DEAI 3
02 Installing DEAI 4
03 Quick start 7
04 The controls 8
05 Presets 10
06 MIDI and automation 12
07 Recording and bouncing 13
08 Troubleshooting and FAQ 15
09 Version history 16
System requirements 3
What's in the download 4
Make your DAW see the plugin 5
Demo and activation 5
Character stages 8
Creative stage 9
Using presets 10
Factory presets 10
MIDI control and automation 12
Recording and bouncing: getting the effect into your song 13
Where your files live 15
Uninstalling 15
Trademarks and legal 16

CHAPTER 01

Welcome to KIOSK K-03 DEAI

DEAI adds tape and tube-style character to stems, especially AI-generated ones. Generated audio often sounds thin, fizzy and too clean. DEAI gives it weight, a tape machine, some grit and a little room. Then it can go further: glitches, a frozen loop and a feedback loop that sings.

- **BODY · TAPE · GRIT · SPACE:** the four character stages, each with its own on/off key.
- **ERRORS · CHAOS:** a tempo-aware glitch engine (stutters, dropouts, tape stops and jams, crush bursts).
- **FEEDBACK · TONE:** a resonant loop that can howl and self-oscillate.
- **FREEZE:** loops the last beat so you can play over it.
- **OUTPUT:** ±12 dB.
- **38 presets in 12 groups**, plus your own.



KIOSK K-03 DEAI, the main window.

System requirements

Computer	Mac with **Apple Silicon or Intel** (universal build)
System	**macOS 11 Big Sur or later**
Formats	**Audio Unit** effect, **VST3** effect, **Standalone** app
Channels	Mono or stereo
Latency	**0 samples**

CHAPTER 02

Installing DEAI

What's in the download

FILE	WHAT IT IS	COPY IT TO
`KIOSK K-03 DEAI.component`	Audio Unit (Logic Pro, GarageBand, MainStage…)	`~/Library/Audio/Plug-Ins/Components/`
`KIOSK K-03 DEAI.vst3`	VST3 (any VST3 host)	`~/Library/Audio/Plug-Ins/VST3/`
`KIOSK K-03 DEAI.app`	Standalone app (optional)	`~/Applications/` or `/Applications/`

Your download may come as a .zip or disk image. Unzip or open it first.

1. Open the Finder and choose **Go › Go to Folder…** (Shift+Cmd+G). Paste `~/Library/Audio/Plug-Ins/` and press Return. If the **Components** or **VST3** folders don't exist, create them.
2. Drag `KIOSK K-03 DEAI.component` into **Components** and `KIOSK K-03 DEAI.vst3` into **VST3**.
3. Optionally drag `KIOSK K-03 DEAI.app` into Applications.
4. Restart your DAW and let it rescan.

> **IMPORTANT**
> This build is **ad-hoc signed and not notarized by Apple**, so macOS treats it as coming from an unidentified developer. The first time, the DAW may say the plugin "can't be opened" or "is damaged", or the app may be blocked. Nothing is wrong with the file. Follow the steps below once.

OPENING IT THE FIRST TIME

- **Standalone app, macOS 15 or newer:** double-click the app, click **Done**, then open **System Settings › Privacy & Security**, scroll to **Security** and click **Open Anyway**. Confirm with your password and click **Open Anyway** again.
- **Standalone app, macOS 11–14:** right-click the app › **Open** › **Open**.
- **Plugins inside a DAW:** if the DAW refuses to load them, use the Terminal fallback below. It is the fastest fix for AU and VST3 bundles.

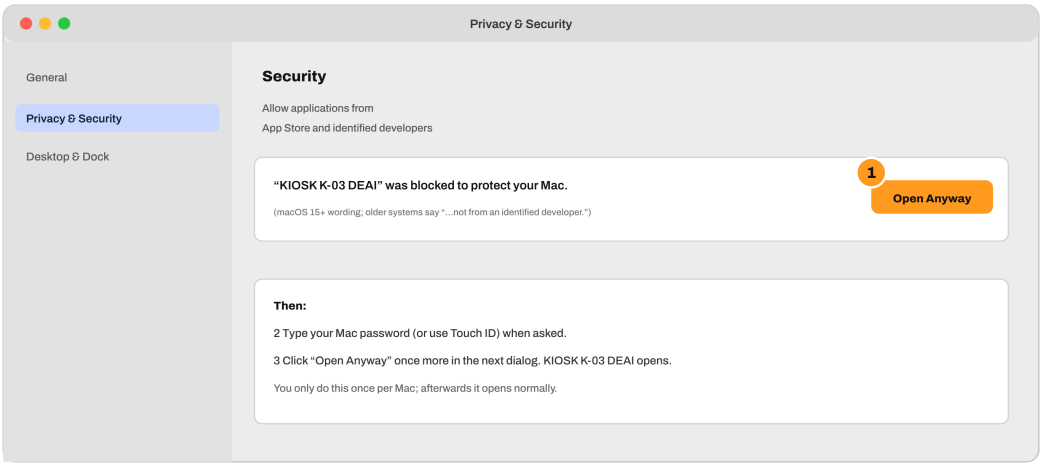

Illustration of the Open Anyway button. Your screen may look slightly different.

IF MACOS STILL BLOCKS IT: THE TERMINAL FALLBACK

If you get **"can't be opened"** or **"is damaged and can't be opened"**, the download flag is still on the file. Clear it once in **Terminal** (Applications › Utilities). Copy the line for the file that is blocked:

```
xattr -dr com.apple.quarantine ~/Applications/"KIOSK K-03 DEAI.app" xattr -dr com.apple.quarantine ~/Library/Audio/Plug-Ins/Components/"KIOSK K-03 DEAI.component" xattr -dr com.apple.quarantine ~/Library/Audio/Plug-Ins/VST3/"KIOSK K-03 DEAI.vst3" killall -9 AudioComponentRegistrar
```

The last line refreshes the Audio Unit list. Then quit and reopen your DAW. These commands only remove the "downloaded from the internet" flag from KIOSK's own files.

Make your DAW see the plugin

- **Logic Pro / GarageBand / MainStage (AU):** quit and reopen. If the plugin is missing, open **Logic Pro › Settings › Plug-in Manager**, select the plugin and click **Reset & Rescan Selection**.
- **Any VST3 host:** use the host's plugin rescan command, or restart it. The VST3 lives in `~/Library/Audio/Plug-Ins/VST3` (or `/Library/Audio/Plug-Ins/VST3` for all users).
- Look for it under the maker name **Carlos Ferrin** or under **KIOSK K-03 DEAI**.

Demo and activation

KIOSK K-03 DEAI is fully featured for **14 days**. The **DEMO · N DAYS** pill at the top shows the time left. After the demo it reads **DEMO ENDED · ACTIVATE**. The plugin keeps working, but the audio fades out briefly (about one second) roughly once a minute. There are no pop-ups.

1. Click the **DEMO** pill. The activation panel opens.
2. Type the **EMAIL** you bought with and paste the **LICENSE KEY**. It starts with `KIOSK1-`. **PASTE** fills it from the clipboard.
3. Click **ACTIVATE**. The pill turns to **LICENSED**, and the message tells you how many of your computers are in use.

- Activation needs internet once. After that the plugin works offline on that computer.

- Moving to a new Mac? Click **DEACTIVATE THIS COMPUTER** on the old one first, while it is online. That frees the activation.
- A **bundle** key unlocks all four plugins of the series (ATRIO, K-02, DEAI, PLAYER) at once.
- The license is stored in `~/Library/Application Support/KIOSK/license.json`.

CHAPTER 03

Quick start

1. Insert **KIOSK K-03 DEAI** on the stem you want to warm up: a vocal, drums, bass, or a whole mix bus.
2. Start from **INIT** or a preset in the group that matches your source (VOCAL, DRUMS, BASS…).
3. Raise **BODY** for weight and **TAPE** for warmth and a softer top. Add **GRIT** for edge and **SPACE** for glue.
4. Tap a stage key (**BODY · TAPE · GRIT · SPACE**) to hear that stage on or off.
5. Set **OUTPUT** so the level matches the bypassed sound, then compare with **DIRECT**.

CHAPTER 04

The controls



The DEAI window. The numbers match the list below.

1. **DEMO pill:** demo days left, or LICENSED.
2. **PRESET field with ‹ › arrows.**
3. **Product card** (*Tube · Tape · Grit · Space*).
4. **Stage keys BODY · TAPE · GRIT · SPACE:** switch a stage between 0 and its last value.
5. **BODY.**
6. **TAPE.**
7. **GRIT.**
8. **SPACE.**
9. **ERRORS.**
10. **CHAOS.**
11. **FEEDBACK.**
12. **TONE** (of the feedback loop).
13. **OUTPUT** (−12 to +12 dB).
14. **FREEZE switch.**
15. **DIRECT switch:** bypass.
16. **KIOSK. badge:** OPEN MY PRESETS FOLDER · SAVE CURRENT AS…

Character stages

KNOB	WHAT IT DOES (0 = UNTOUCHED)
BODY	Low-mid weight: a low shelf and a warmth peak, plus even harmonics below about 320 Hz, so the low end reads on small speakers.
TAPE	A tape machine: head bump, tape saturation, a 10 kHz roll-off that tames generated “fizz”, and gentle wow and flutter.
GRIT	Parallel mid drive (600 Hz–6 kHz). It adds harmonics for edge without an EQ boost.
SPACE	Light spatial glue: early reflections, a small room, high-frequency width with mono-safe lows, and a gentle glue compressor.

The signal flows BODY → GRIT → TAPE → SPACE, so the tape roll-off also smooths the grit. **With all four at 0 the signal passes untouched**, and loudness is compensated as you turn them.

Creative stage

CONTROL	WHAT IT DOES
ERRORS	How often glitches happen: stutter repeats, dropouts, tape stop and tape jam, bit and rate crush bursts. They follow the host tempo.
CHAOS	How wild, long and varied the glitches are
FEEDBACK	A resonant feedback loop (band-pass + short delay). Near the top it can self-oscillate and howl. It is always level-bounded.
TONE	The pitch or colour of the feedback loop
FREEZE	Holds the sound: it loops the last beat, so you can play over it
OUTPUT	Output level, −12 to +12 dB
DIRECT	Bypass (host bypass, MIDI CC 106), click-free

Whenever ERRORS, FEEDBACK or FREEZE is active, a safety limiter keeps peaks at −1 dBFS. **Double-click** any knob to reset it.

CHAPTER 05

Presets

Using presets

Click the **PRESET** field at the top right to open the list. The factory presets are grouped into sub-lists, and a dot marks the group and preset that are active. The **‹ ›** arrows step to the previous or next preset without opening the list.

MY PRESETS

At the bottom of the list, **MY PRESETS** holds your own presets (sorted A–Z), followed by the actions:

- **SAVE AS…:** the preset field turns into a text box. Type a name (A–Z, 0–9, space, `-`, `_`, `.`, up to 16 characters; always capitals). **Return** saves; **Esc** cancels. If the name exists, you are asked whether to replace it.
- **SAVE:** overwrites the active user preset (only when one of your presets is active).
- **DELETE:** removes the active user preset after a confirmation. The sound stays as it is.
- Messages you may see: **SAVED.**, **GONE.** (deleted), **DISK SAYS NO.** (the file could not be written; check the folder permissions).

The **KIOSK.** badge at the bottom left opens a small menu with **OPEN MY PRESETS FOLDER** and **SAVE CURRENT AS…**. Each preset is a small file that you can copy to another Mac.

RESET TO DEFAULTS

- **One knob: double-click** it to return to its default.
- **Everything:** load the first factory preset (INIT).
- Your DAW session stores the current settings and preset name, so a project reopens exactly as you left it.

Factory presets

The table shows the four stage values. The **ERRORS** and **FEEDBACK** presets also set the creative stage.

GROUP	PRESET	BODY	TAPE	GRIT	SPACE
Init	INIT	0.30	0.30	0.20	0.20
Vocal	CRUNCH VOCAL	0.25	0.35	0.65	0.20
	VOCAL WARMTH	0.40	0.45	0.10	0.25
	VOCAL EDGE	0.20	0.30	0.45	0.15
	VOCAL ROOM	0.30	0.55	0.15	0.55
Drums	DRUM SMASH	0.50	0.40	0.70	0.30
	DRUM ROOM	0.40	0.45	0.30	0.75
	BREAKBEAT DUST	0.45	0.80	0.50	0.25
Bass	FAT BOTTOM	0.85	0.45	0.20	0.05
	BASS GROWL	0.70	0.40	0.60	0.05

GROUP	PRESET	BODY	TAPE	GRIT	SPACE
	BASS TAPE	0.65	0.70	0.15	0.00
Guitar	WARM FUZZ	0.45	0.40	0.50	0.10
	BROKEN AMP	0.60	0.35	0.95	0.10
	AMP GLOW	0.35	0.50	0.40	0.30
Keys	VELVET THICK	0.60	0.55	0.05	0.30
	PIANO TAPE	0.35	0.65	0.10	0.35
	E-PIANO GRIT	0.40	0.50	0.45	0.20
Synth	SYNTH WEIGHT	0.60	0.40	0.30	0.15
	ROOM GLOP	0.50	0.50	0.30	0.85
Mix	SOFT DIRT	0.30	0.35	0.30	0.15
	DIRTY BUS	0.35	0.50	0.40	0.25
	STEM GLUE	0.35	0.40	0.15	0.40
	BASEMENT GLUE	0.65	0.45	0.35	0.70
Tape	TAPE WARMTH	0.40	0.60	0.10	0.20
	HOT REEL	0.50	0.80	0.25	0.10
	WORN CASSETTE	0.35	0.90	0.30	0.20
Lo-Fi	CHEAP RADIO	0.10	0.75	0.70	0.05
	DUSTY SAMPLER	0.40	0.85	0.55	0.35
	HEAVY GRIT	0.40	0.40	0.85	0.15
	BEDROOM DEMO	0.30	0.70	0.40	0.60
Errors	SKIPPING CD	0.30	0.35	0.20	0.20
	TAPE JAM	0.40	0.70	0.20	0.25
	BROKEN SAMPLER	0.40	0.50	0.50	0.20
	DATA CORRUPTION	0.30	0.40	0.60	0.30
Feedback	AMP HOWL	0.50	0.40	0.50	0.30
	SINGING ROOM	0.35	0.50	0.15	0.70
	RESONANT DRONE	0.50	0.60	0.30	0.60
	MACHINE SPIRIT	0.40	0.60	0.40	0.40

CHAPTER 06

MIDI and automation

MIDI control and automation

KIOSK K-03 DEAI listens to these MIDI CCs **on any channel**. Send them from a controller to the plugin's track, or draw them in your DAW.

CONTROL	MIDI CC	NOTES
BODY	102	
TAPE	103	
GRIT	104	
SPACE	105	
DIRECT	106	≥ 64 = bypassed
ERRORS · CHAOS · FEEDBACK · TONE · OUTPUT · FREEZE	—	Host automation only (no fixed CC)

Every control is also a normal **host parameter**, so you can automate it in your DAW and use your DAW's own MIDI Learn. The KIOSK effect plugins use separate CC ranges (ATRIO 20–24, K-02 25–29, K-03 DEAI 102–106, K-04 PLAYER 85–87, 89, 90), so all four can share one controller and one channel.

> **NOTE**
> Hosts route MIDI to effects differently. In Logic Pro, pick the MIDI source in the **side-chain menu at the top of the plugin window** (MIDI-controlled effects). In other hosts, route a MIDI track to the effect. Automation needs no MIDI at all.

CHAPTER 07

Recording and bouncing

Recording and bouncing: getting the effect into your song

KIOSK K-03 DEAI is an audio effect. It changes the sound of a track live, and nothing is saved as audio until you **print** it. Do this when you want a file that sounds the same without the plugin, for example to send stems, to save CPU, or to finish a mix.

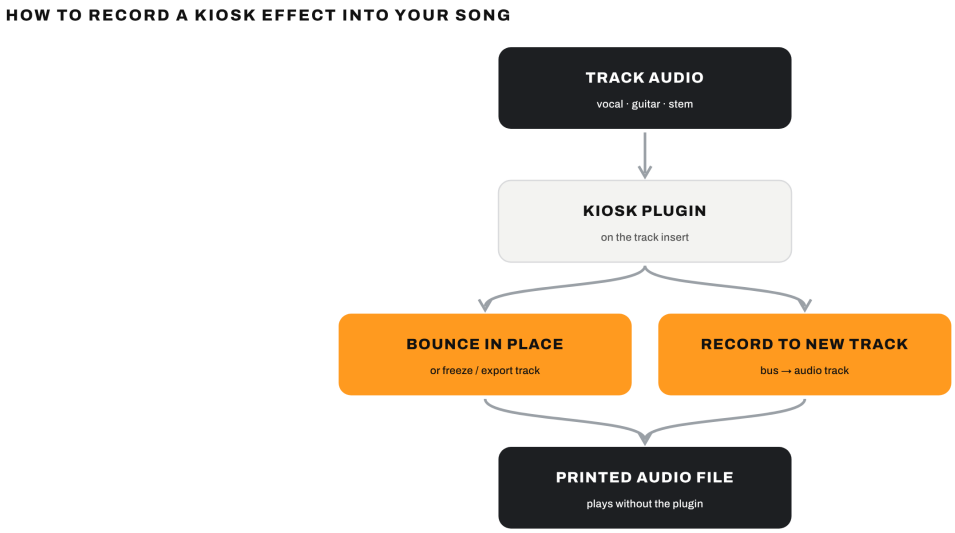

The two common ways to print an effect.

METHOD A: BOUNCE THE TRACK IN PLACE (LOGIC PRO)

1. Put KIOSK K-03 DEAI on the track's insert and set it the way you like.
2. Select the track and choose **Track › Bounce Track in Place…** (for a single region, use **Bounce Regions in Place**).
3. Turn on **Include Audio Tail** so delays and reverbs ring out, and choose whether to bypass the plugins on the original track. Click **OK**.
4. Logic creates a new audio track with the effect printed. Solo it to check it.

METHOD B: RECORD THROUGH A BUS (ANY DAW)

1. Send the source track to a bus, and put KIOSK K-03 DEAI on that bus (or keep it on the source track).
2. Create a new audio track whose **input** is that bus. Arm it and record the passage in real time.
3. Mute the original. Your new audio track is the printed effect.

METHOD C: EXPORT A FINISHED MIX OR STEM

Use your DAW's **Export / Bounce** command, for example **File › Bounce › Project or Section…** (Cmd+B) in Logic Pro. Every insert is rendered, KIOSK K-03 DEAI included. Most DAWs also have **Freeze**, which saves CPU but keeps the track editable.

TIP

Before you print, check that you are **not in the demo's dropout phase** (after day 14 without a license). Otherwise the short dropouts get recorded too.

TIP ERRORS is random by nature, so each playback glitches differently. Print (bounce) the take you like.

CHAPTER 08

Troubleshooting and FAQ

The DAW doesn't list the plugin. Check that the `.component` and `.vst3` are in your user or main Library `Audio/Plug-Ins` folders, run the Terminal fallback above, and rescan (chapter 2). Look under the maker name **Carlos Ferrin**.

"Can't be opened" / "is damaged". This is Gatekeeper, not a broken file. See *Opening it the first time* and the Terminal fallback.

The sound drops out briefly about once a minute. The 14-day demo has ended. Activate with your license key (chapter 2).

My knob moves don't stick: automation keeps resetting them. Your DAW is in automation *Read* mode with recorded data. Switch the track to *Off* or *Touch*, or delete the automation lane.

I want to compare with the original. Use the bypass switch. It is the host bypass parameter, so it is automatable and click-free.

Where are my presets? See *Where your files live*. Copy that folder to move them to another Mac.

CPU or latency? KIOSK K-03 DEAI reports **zero latency**. Its tail (0.6 s, longer with FREEZE or FEEDBACK) lets your DAW render the last echoes when you bounce.

A preset is louder than the original. Trim **OUTPUT** until the level matches the bypassed sound. Louder always sounds "better" at first.

It keeps howling after I stop. That is FEEDBACK near the top. Turn FEEDBACK down, or switch FREEZE off.

Where your files live

WHAT	WHERE
Your presets	`~/Library/Application Support/KIOSK K-03 DEAI/Presets`
License	`~/Library/Application Support/KIOSK/`

To open a folder that starts with `~/Library`, use **Finder › Go › Go to Folder...** (Shift+Cmd+G) and paste the path.

Uninstalling

Delete these items. Each one may be in your user Library (`~/…`) or in the main Library (`/…`), depending on how you installed:

- `~/Applications/KIOSK K-03 DEAI.app (or /Applications/KIOSK K-03 DEAI.app)`
- `~/Library/Audio/Plug-Ins/Components/KIOSK K-03 DEAI.component`
- `~/Library/Audio/Plug-Ins/VST3/KIOSK K-03 DEAI.vst3`

Your presets and settings in `~/Library/Application Support/` are kept unless you delete them too.

CHAPTER 09

Version history

VERSION	CHANGES
0.4.0 (this manual)	New KIOSK look. Stage on/off keys. MY PRESETS. 14-day demo and license activation.
0.3	Creative stage: ERRORS, CHAOS, FEEDBACK, TONE, FREEZE, OUTPUT, plus the ERRORS and FEEDBACK preset groups.
0.1–0.2	BODY, TAPE, GRIT, SPACE and DIRECT, with 30 presets.

Trademarks and legal

KIOSK, the KIOSK wordmark and **KIOSK K-03 DEAI** are names used by KIOSK by Ferrin. Logic Pro, GarageBand, MainStage, macOS, Audio Units and Gatekeeper are trademarks of Apple Inc. VST is a trademark of Steinberg Media Technologies GmbH. All other product names are trademarks of their respective owners. Naming them only describes compatibility. KIOSK is not affiliated with or endorsed by any of them.

KIOSK K-03 DEAI is sold under the KIOSK end-user license agreement, which you accept when you install or activate it. KIOSK products contain no third-party logos.

Support: **email@kioskaudio.com** · **kioskaudio.com**